

EDUCATIONAL INNOVATION



THE UTAH STATE BOARD OF EDUCATION
Report to the Education Interim
Committee

Utah PRIME Pilot Program Report

November 2022

Christy Schreck
Early College Specialist, USBE
Christy.Schreck@schools.utah.gov

Jonathan Frey
CTE Coordinator, USBE
Jonathan.Frey@schools.utah.gov

STATUTORY REQUIREMENT

U.C.A. Section 53E-10-309 and 53E-1-201 requires the Utah State Board of Education (USBE) in 2022 and in 2023, to submit a report on or before November 30, that identifies the participating LEAs, describes how pilot program appropriation money is used, describes the effectiveness of the pilot program, compares the demographics of students enrolled in the pilot program with the demographics of all students enrolled in participating LEAs, and includes the number of concurrent enrollment courses offered, the number of students enrolled in concurrent enrollment courses and the number of LANCH certificates, DISCOVER breadth certificates, TRANSFORM general education certificates and TRANSFORM CTE institutional credentials awarded to students in participating LEAs.

Utah PRIME Pilot Program Report

EXECUTIVE SUMMARY

The PRIME pilot program had a total of 8 LEAs participate in its first cohort. The funds for this program were spent recruiting new staff, creating new courses, salaries and employee benefits, stipends, and professional development. Funds were also used to acquire tech services, transportation, and materials and supplies. While the first year's cohort did not produce high numbers of students earning certificates, it did place many more students on track for earning certifications for this next year's cohort. Those students committed to the PRIME program stuck with their plans better than those who were not committed to the PRIME program. The PRIME program made more students aware of what they could accomplish by adding additional CE and Pathways to their courses. Feedback from each participating LEA in the PRIME pilot program reflected that there was not enough time to fully see the impact of the program in one year.

2021 PRIME Pilot Program Report

Background

The PRIME pilot program was created in the 2020 Utah State Legislature general session by H.B. 336. It was created as a two-year program to expand access to concurrent enrollment and career and technical education certificates. The bill created LAUNCH certificates, DISCOVER breadth certificates, TRANSFORM general education certificates, and TRANSFORM CTE institutional credentials for students who qualify by completing concurrent enrollment courses. School year 2021-2022 was the first year this pilot program and certificates were made available.

The following schools participated in this program: Box Elder School District, Davis School District, Freedom Preparatory Academy, Granite School District, South Summit School District, Summit Academy High School, Uintah High school, and Walden School of Liberal Arts. These schools were selected by the Utah Prime Advisory Committee through a competitive grant process as outlined in board rule.

Funding

The legislature appropriated a total of \$800,000 to fund the pilot program. This equated to approximately \$100,000 per school in the pilot program. These funds were used to employ new staff, new courses, salaries, employee benefits, stipends, professional development, tech services, materials & supplies, and transportation. Each school used these funds to address their specific needs. In one case the funds allowed the school to offer CTE courses, whereas prior to the pilot program, the school had not been able to offer any CTE courses to its students.

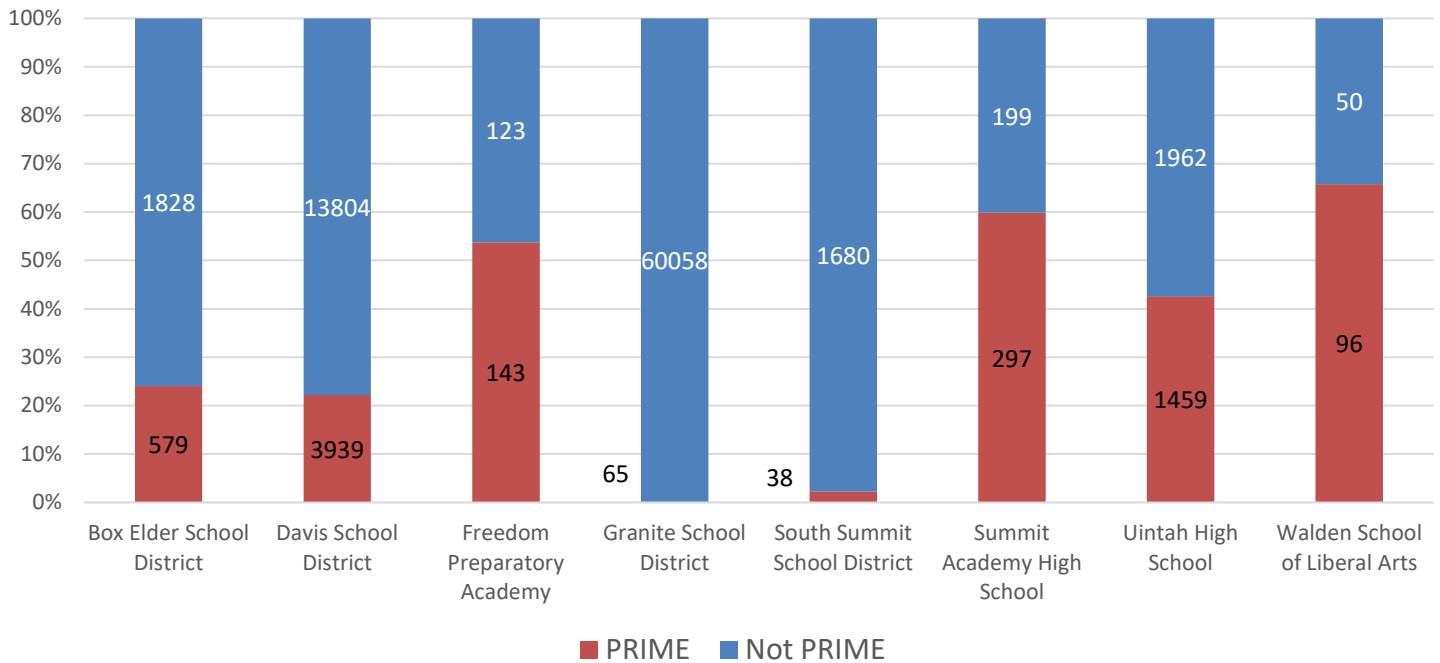
Program Effectiveness

Based on R277-721, each LEA was required to submit PRIME reporting data to determine the effectiveness of the program. This data was collected using a Qualtrics Survey. The program proved to be effective. PRIME made more students aware of what they could accomplish by adding additional CE and Pathways to their courses. Students who committed to PRIME stuck with their plans better than those who were not committed to the PRIME program. One of the common themes evident in the reporting data was that although, in some schools, the number of students earning certificates was not high in this first year (since it is the first year of the pilot program), there are dozens of students on track to earn a certificate through the PRIME program for the next year. For some districts, the program did not grow for the sake of earning a PRIME certificate; students in these districts have become more interested in earning CE credits and CTE Pathways. The reporting data contained consistent feedback from all the pilot LEAs that there was not enough time to fully see the impact of the PRIME program.

Comparisons/Data

Number of students participating in the PRIME program as compared to total number of the students at the LEA.

Participation in PRIME Pilot Program



The Demographics of the students enrolled in the pilot program were compared with the demographics of all students enrolled in participating LEAs. These demographics are broken up by LEA.

Box Elder School District - 2,407 total in LEA; 579 total in PRIME

Demographics	Total in LEA	Total in Prime
Males	1222	n/a
Females	1185	n/a
White/Caucasian	2018	n/a
Black/African American	12	n/a
Native American/American Indian	13	n/a
Asians	10	n/a
Hispanics/Latinos	297	n/a
Pacific Islanders	13	n/a
Multiple Races	44	n/a
Other	0	n/a

Davis School District - 17,743 total in LEA; 3,939 total in PRIME

Demographics	Total in LEA	Total in Prime
Males	9029	1730
Females	8714	2209
White/Caucasian	14633	3494
Black/African American	207	22
Native American/American Indian	64	5
Asians	212	57
Hispanics/Latinos	1871	242
Pacific Islanders	214	21
Multiple Races	542	98
Other	0	0

Freedom Prep Academy - 266 total in LEA; 143 total in PRIME

Demographics	Total in LEA	Total in Prime
Males	119	65
Females	147	78
White/Caucasian	130	75
Black/African American	3	3
Native American/American Indian	1	2
Asians	5	3
Hispanics/Latinos	117	59
Pacific Islanders	2	1
Multiple Races	8	0
Other	0	0

Granite School District - 60,123 total in LEA; 65 total in PRIME

Demographics	Total in LEA	Total in Prime
Males	31031	20
Females	29092	45
White/Caucasian	29744	37
Black/African American	2638	8
Native American/American Indian	871	0
Asians	2789	3
Hispanics/Latinos	21261	12
Pacific Islanders	2810	5
Multiple Races	0	0
Other	10	0

South Summit School District - 1,718 total in LEA; 38 total in PRIME

Demographics	Total in LEA	Total in Prime
Males	899	16
Females	819	22
White/Caucasian	1484	37
Black/African American	2	0
Native American/American Indian	5	0
Asians	2	1
Hispanics/Latinos	203	0
Pacific Islanders	2	0
Multiple Races	0	0
Other	10	0

Summit Academy High School - 496 total in LEA; 297 total in PRIME

Demographics	Total in LEA	Total in Prime
Males	286	167
Females	210	130
White/Caucasian	431	244
Black/African American	14	3
Native American/American Indian	3	1
Asians	12	9
Hispanics/Latinos	79	29
Pacific Islanders	3	1
Multiple Races	33	10
Other	0	0

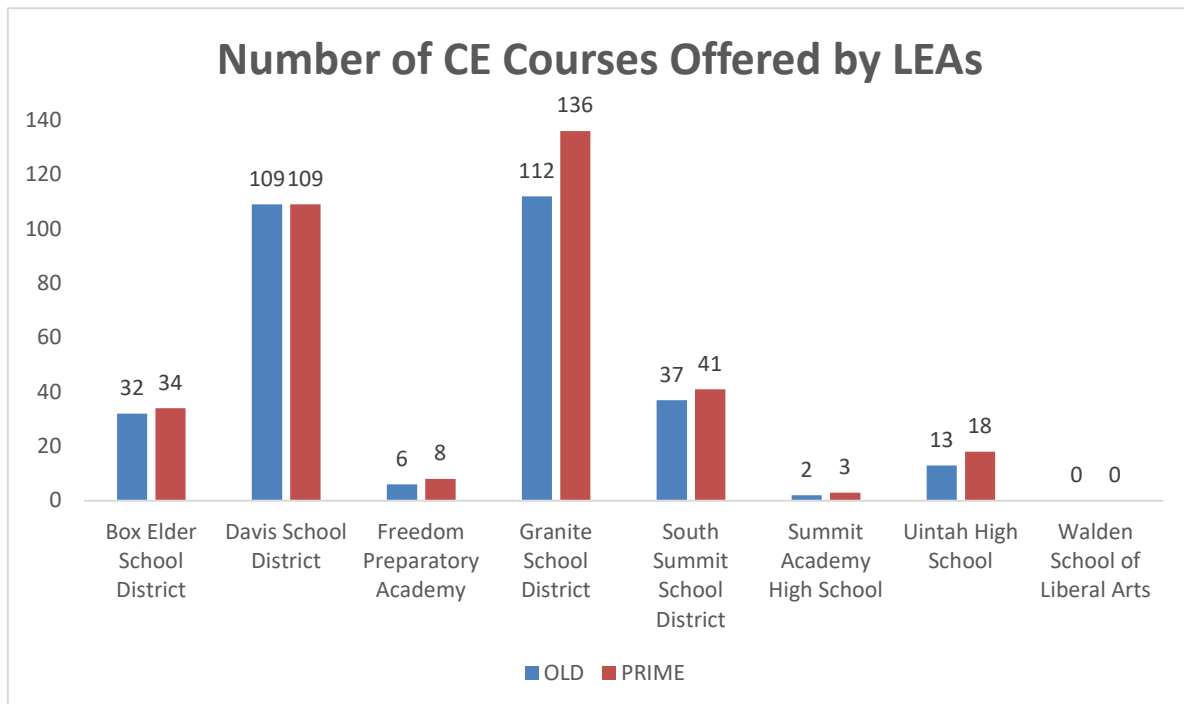
Uintah High - 3,421 total in LEA; 1,459 total in PRIME

Demographics	Total in LEA	Total in Prime
Males	780	698
Females	839	761
White/Caucasian	1489	1268
Black/African American	5	3
Native American/American Indian	79	73
Asians	10	3
Hispanics/Latinos	191	111
Pacific Islanders	5	1
Multiple Races	23	0
Other	0	0

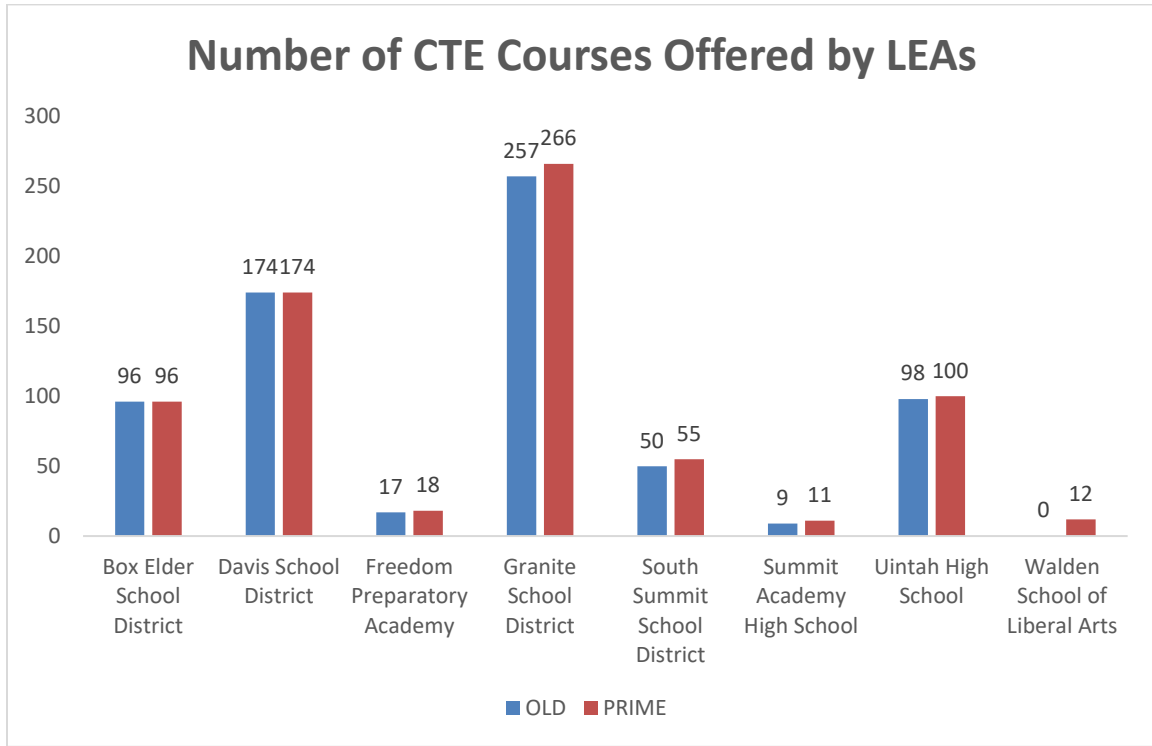
Walden School of Liberal Arts - 146 total in LEA; 96 total in PRIME

Demographics	Total in LEA	Total in Prime
Males	65	54
Females	81	42
White/Caucasian	116	80
Black/African American	1	1
Native American/American Indian	2	0
Asians	1	1
Hispanics/Latinos	19	13
Pacific Islanders	1	0
Multiple Races	6	1
Other	0	0

The number of concurrent enrollment courses offered by participating LEAs.



The number of CTE courses offered by participating LEAs.



Total number of certificates awarded by participating LEAs in 2021.

Certificates Awarded in 2021

NAME	LAUNCH	DISCOVER CE	DISCOVER CTE	TRANSFORM GE Certificate	TRANSFORM CTE Institutional Credentials
Box Elder School District	178	10	559	0	0
Davis School District	318	833	757	46	17
Freedom Preparatory Academy	8	0	0	0	0
Granite School District	20	0	0	0	0
South Summit School District	38	3	17	2	0
Summit Academy High School	0	0	0	0	0
Uintah High School	20	20	17	1	0
Walden School of Liberal Arts	0	0	0	0	0
<i>Total Awarded</i>	582	866	1350	49	17

Conclusion and Recommendations

The PRIME pilot program has been effective. It introduced more students to the possibility of adding more CTE courses to their studies. Those students involved in the PRIME pilot program stuck to their plans better than their counterparts who were not committed to the PRIME program. While the program has not had enough time to collect a robust set of data on its effectiveness, it is believed that a larger increase in those participating and earning certificates through the PRIME program is on track for the 2023 cohort.