



2025 Utah Educator Preparation Program (EPP) Annual Report

Prepared by:
Lisa McLachlan, PhD
Educator Preparation Coordinator

Contents

Introduction	3
Overview of Programs	4
Program Enrollment	5
Educator Preparation Program Enrollment Over Time	9
Program Completers	12
Retention of Teacher Preparation Program Completers	15
Candidate Performance Data	18
The Literacy Preparation Assessment	18
Appendix A	23
Appendix B	25
Appendix C	28

Introduction

An educator preparation program (EPP) is defined in Utah Administrative Rule R277-303 as a comprehensive program administered by an entity that is intended to prepare individuals to meet the requirements for a Utah professional license or license area of concentration. Educator Preparation Programs may include a program developed by or associated with an institution of higher education, individual Local Education Agencies (LEAs), a consortium of LEAs, or the Board.

The Utah State Board of Education is responsible for establishing standards for the approval of educator preparation programs ([53E-6-302](#)). These standards are contained in Utah Administrative Rules [R277-303](#), [R277-304](#), [R277-305](#), and [R277-306](#). They are designed to ensure individuals successfully completing approved programs have gained and demonstrated the knowledge and skills necessary to be effective educators in Utah schools. All approved educator preparation programs are periodically reviewed by State Board staff to ensure they meet or exceed the established standards.

Educator preparation programs include teacher preparation programs and support services preparation programs. Teacher preparation programs prepare candidates to teach in the following license areas:

- Early Childhood Education (preK-3)
- Elementary Education (K-8)
- Secondary Education (6-12)
- Preschool Special Education (birth – age 5)
- Special Education (K-12+)
- Deaf Education

Educator preparation programs in support service areas prepare candidates to work in positions in Utah schools designed to support teachers and students and prepare candidates in the following license areas:

- School Leadership
- School Counselor K-12
- School Psychologist K-12
- School Social Worker K-12
- Audiologist
- Speech Language Pathologist
- Speech Language Technician

This report will present data and information on Utah's educator preparation programs collected during the 2024-2025 school year, including information on program enrollment, educators recommended for licensure (program completers), program performance data, program retention data, and other relevant information.

Overview of Programs

During the 2024-2025 school year, there were 10 institutions of higher education with approved educator preparation programs and 50 approved Alternative Pathway to Professional Educator License (APPEL) programs in Utah.

University-Based Educator Preparation Programs

Utah's traditional educator preparation programs are administered by institutions of higher education (IHEs) and generally prepare educators to receive a degree and a professional educator license. Most preparation programs are offered in connection with a bachelor's, master's, or doctoral degree program. Two universities offer a graduate level licensure only program, Utah State University and Weber State University. Board staff have approved preparation programs in multiple license areas at 10 universities in Utah. For a complete list of university-based preparation programs in Utah by license area and institution, see Appendix A.

Alternative Pathway to Professional Educator License (APPEL) Programs

Utah's Alternative Pathway to Professional Educator License (APPEL) programs were created in 2020 and prepare individuals to meet the requirements of a professional teaching license. APPEL programs are administered by local school districts, charter schools, private schools, consortiums of districts or schools, or the Board. Generally, candidates who are enrolled in an APPEL program have earned a bachelor's degree or higher from an institution of higher education and are employed in a school which has a partnership with an approved APPEL program.

The APPEL-SpEd program is administered by Board staff and prepares candidates for licensure in preschool special education (birth-age 5), special education (K-12+), and speech-language technician. APPEL programs administered by local school districts, charter schools, or private schools prepare candidates for licensure in early childhood education, elementary education, secondary education, and career and technical education. As of September 1, 2025, Utah has approved 49 APPEL programs administered by public or private schools or consortiums of public or private schools and one program administered by the Board (APPEL-SpEd). These

programs include partnerships with 145 school districts or charter schools and 25 private schools. For a list of approved APPEL programs, see Appendix B.

Program Enrollment

About 8,062 candidates were enrolled in an educator preparation program administered by an institution of higher education (IHE) from September 1, 2024 to August 31, 2025 (see Table 1). Of these candidates, 6,340 (79%) individuals were enrolled in a teacher preparation program, and 1,722 (21%) individuals were enrolled in a preparation program intended to prepare candidates in a support services license area.

Table 1

Total Enrollment in an EPP Administered by Institution of Higher Education 2024-2025

Institution	2025 Total Enrollment	Teacher Prep Enrollment	Services Enrollment
Brigham Young University	1,750	1,514	236
Rocky Mountain University	148	N/A	148
Southern Utah University	699	377	322
University of Utah	659	304	355
Utah State University	1,571	1,293	278
Utah Tech University	122	122	N/A
Utah Valley University	927	728	199
Weber State University	1,495	1,454	41
Western Governors University	665	522	143
Westminster University	26	26	N/A
Total	8,062	6,340	1,722

N/A = program is not offered at this institution

Figure 1 presents the number of individuals enrolled in an Alternative Pathway to Professional Educator License (APPEL) program from September 1, 2024 to August 31, 2025 disaggregated by the license area.

From September 1, 2024 to August 31, 2025, about 2,562 candidates were enrolled in an APPEL program. Of these candidates, 1,256 (49%) were working towards a professional secondary license, 684 (27%) were working towards a professional elementary license, and 607 (24%) were working towards a professional special education license.

Figure 1

Total Enrollment in an APPEL Program by License Area 2024-2025

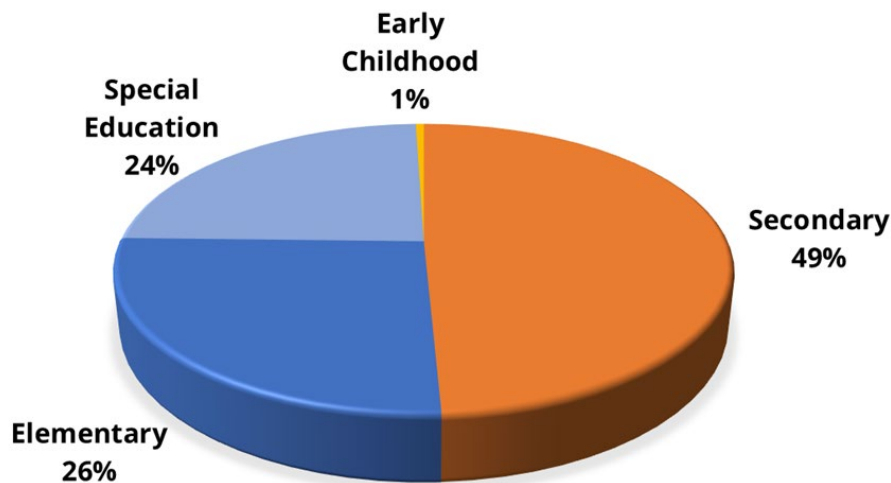


Table 2 lists the APPEL programs with ten or more candidates enrolled during the 2024-2025 school year. The APPEL-SpEd program administered by the Utah State Board of Education had the largest enrollment, with 745 candidates enrolled. The Utah Association of Public Charter Schools APPEL program had 348 candidates enrolled and Davis School District had 154 candidates enrolled during the 2024-2025 school year.

For a comprehensive look at teacher preparation program enrollment, the number of individuals who were working towards a professional teaching license area through an APPEL program were combined and compared to the number of individuals who were working towards a professional teaching license area through a university-based program. Table 3 presents the number of individuals working towards a professional teaching license by license area and pathway during the 2024-2025 academic year. Some candidates were working towards more than one license area and are counted more than once in these data.

When enrollment in all APPEL programs is combined, APPEL program enrollment includes more teacher licensure candidates than any individual university program, with 2,562 total candidates enrolled in an APPEL program compared to 1,514 candidates enrolled in Brigham Young University's teacher licensure programs. Total enrollment in Weber State University's teacher licensure programs was 1,454 individuals; Utah State University's teacher licensure programs was 1,293 individuals and Utah Valley University's teacher licensure program enrollment was 728 individuals during the 2024-2025 academic year.

Table 2*APPEL Programs with Ten or More Candidates Enrolled 2024-2025 School Year*

Program Name	Number Enrolled
APPEL-SpEd (USBE)	745
Utah Association of Public Charter Schools	348
Davis School District	154
Southwest Educational Development Center (SEDC)	144
Northern Utah Educational Services (NUES)	126
Jordan School District	122
Alpine School District	115
Granite School District	98
American Preparatory Academy	85
Weber School District	81
Tooele School District	60
Nebo School District	58
Canyons School District	54
Salt Lake City School District	40
Southeast Education Service Center	40
Central Utah Education Services (CUES)	39
Box Elder School District	38
Ogden School District	38
Catholic Diocese of SLC	31
Provo School District	23
Summit Academy	23
Spectrum Academy	21
Cache County School District	19
American Leadership Academy	18
Providence Hall Charter School	18
Excelsior Academy	14
John Hancock Charter School	13
Murray City School District	13
Carbon School District	12
Wasatch Waldorf Charter School	12
Franklin Discovery Academy	11

Table 3*Teacher Preparation Program Enrollment by License Area and Pathway 2024-2025*

Teacher Preparation Program	Early				Total
	Childhood	Elementary	SEC^a	SPED^b	
All APPEL Programs	15	684	1,256	607	2,562
Brigham Young University	123	588	701	102	1,514
Weber State University	175	540	562	177	1,454
Utah State University	24	398	662	209	1,293
Utah Valley University	N/A	347	344	37	728
Western Governors University	N/A	336	66	120	522
Southern Utah University	N/A	218	73	86	377
University of Utah	10	70	149	75	304
Utah Tech University	N/A	78	44	N/A	122
Westminster University	N/A	16	10	N/A	26
Totals	347	3,275	3,867	1,413	8,902

^aSEC includes both Career & Technical Education and Secondary Education areas^bSPED includes Special Education K-12, Preschool Special Education, and Deaf Education areas

N/A = program is not offered at this institution

About 1,722 individuals were working towards a professional educator license in an education support area, such as school leadership and school counseling.

Approved programs in support areas are only offered through university-based preparation programs. Table 4 presents the number of individuals enrolled in a support area preparation program by license area and institution during the 2024-2025 academic year.

The University of Utah had more individuals enrolled in support area programs than any other Utah university, with 355 individuals enrolled across six licensure program areas. Southern Utah University had 322 individuals enrolled in their School Leadership program, which is the only support area program they offer. Utah State University had 278 individuals enrolled in a support area program, with that number spread out across six licensure program areas.

Table 4*Support Services Enrollment by License Area and Institution 2024-2025*

Institution	School						Total
	School Leader	School Counselor	Social Worker	School Psych	Audio-logist	Speech-Lang Path	
University of Utah	72	54	43	53	46	87	355
Southern Utah University	322	N/A	N/A	N/A	N/A	N/A	322
Utah State University	54	105	19	23	29	48	278
Brigham Young University	72	N/A	83	39	N/A	42	236
Utah Valley University	65	134	N/A	N/A	N/A	N/A	199
Rocky Mountain University	N/A	94	N/A	N/A	N/A	54	148
Western Governors University	143	N/A	N/A	N/A	N/A	N/A	143
Weber State University	41	N/A	N/A	N/A	N/A	N/A	41
Totals	769	387	145	115	75	231	1,722

N/A = Program is not offered at this institution

Educator Preparation Program Enrollment Over Time

To determine trends in Utah teacher preparation program enrollment over time, the number of individuals who were enrolled in a teacher preparation program between the 2020-2021 and the 2024-2025 school years are compared by license area and pathway.

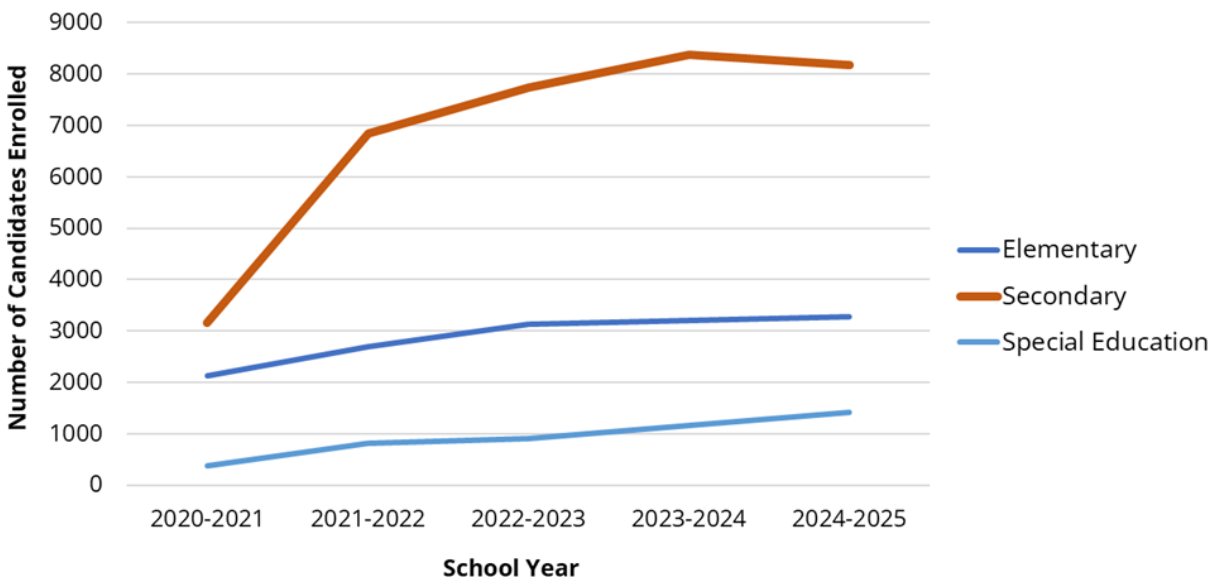
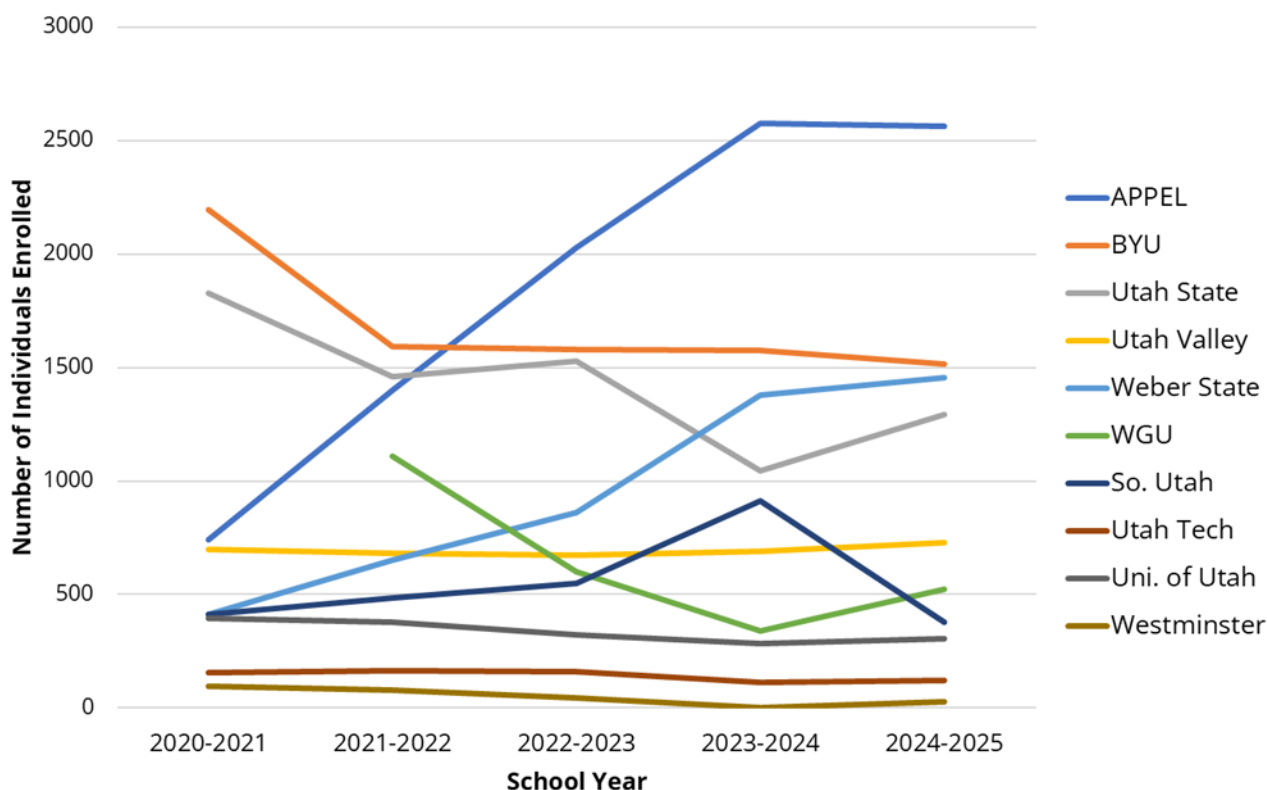
Figure 2*Statewide Teacher Preparation Program Enrollment by License Area 2021-2025*

Figure 2 represents the total number of candidates who were enrolled in an approved teacher preparation program in Utah, disaggregated by early childhood, elementary, secondary or special education license areas. Special Education numbers in the figure include candidates earning a preschool special education, special education and deaf education licenses areas. Overall, the number of candidates enrolled in Utah's teacher preparation programs has increased over the last five years. Enrollment in special education preparation programs has increased 275%, enrollment in secondary preparation programs has increased 160%, and enrollment in elementary preparation programs has increased 53% between 2021 and 2025.

Figure 3 presents the number of candidates enrolled in a teacher preparation program from 2021-2025, disaggregated by institution or pathway. The number of candidates enrolled in an APPEL program each school year were combined and compared to the number of candidates enrolled in each university-based program each year. Western Governors University (WGU) changed the way they reported enrollment in 2022. Therefore, only four academic years of enrollment are reported for WGU (2022-2025).

Figure 3

Teacher Preparation Program Enrollment by Pathway from 2021 – 2025



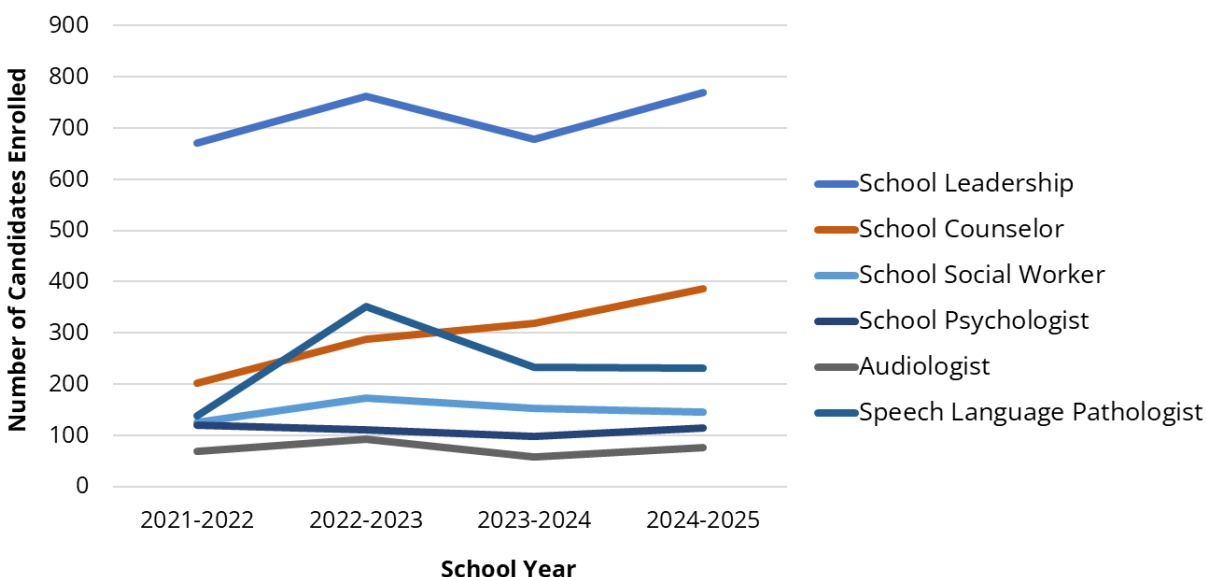
Enrollment in teacher preparation programs at Weber State University increased 252% from 2021 to 2025, representing the largest increase in enrollment in Utah by teacher preparation pathway. The number of candidates enrolled in an APPEL program increased 246% from 2021 to 2025, representing the second largest enrollment growth in the last five years. Enrollment in teacher preparation programs at Utah Valley University and Southern Utah University have remained relatively the same over the last five years.

Six institutions have seen gradual decreases in teacher preparation program enrollment from 2021 to 2025, with the largest decreases in enrollment occurring at Westminster University (-73%) and Western Governors University (-53%) over the last five years. Brigham Young University enrolled 31% fewer teacher candidates, Utah State University enrolled 29% fewer teacher candidates, University of Utah enrolled 23% fewer teacher candidates and Utah Tech enrolled 21% fewer teacher candidates in 2025 than the institutions did in 2021.

To determine trends in Utah education support service preparation program enrollment over time, the number of individuals who were enrolled in an education support service program between the 2021-2022 and the 2024-2025 school years are compared by license area and institution. Figure 4 represents the total number of candidates who were enrolled in an approved education support area program in Utah, disaggregated by school leadership, school counselor, school social worker, school psychologist, audiologist, and speech-language pathologist license areas.

Figure 4

Support Service Preparation Program Enrollment by Institution 2022-2025



Overall, the number of candidates enrolled in Utah’s school counselor preparation programs has increased 93% over the last four years. Enrollment in school leadership, school social worker, school psychologist, audiologist, and speech-language pathologist programs have remained relatively the same over the last four years.

Program Completers

Individuals who successfully complete all the requirements of an educator preparation program and are recommended for a professional educator license by that program are considered program completers. Between September 1, 2024 and August 31, 2025 about 3,346 individuals successfully completed a university-based preparation program.

The total number of individuals who completed an educator preparation program administered by an institution of higher education (IHE) during the 2024-2025 academic year are presented by institution in Table 5. Of these completers, 2,821 (84%) individuals completed a teacher preparation program administered by an IHE, and 525 (16%) individuals completed a preparation program intended to prepare candidates in a support services license area.

Table 5

Total Completers of an EPP Administered by an IHE 2024-2025

Institution	2025 Total Completers	Teacher Prep Completers	Services Completers
Brigham Young University	406	366	40
Rocky Mountain University	27	N/A	27
Southern Utah University	250	144	106
University of Utah	220	112	108
Utah State University	402	333	69
Utah Tech University	55	55	N/A
Utah Valley University	349	292	57
Weber State University	149	140	9
Western Governors University	1,477	1,368	109
Westminster University	11	11	N/A
Total	3,346	2,821	525

N/A = program is not offered at this institution

Table 6 presents the number of individuals who completed an APPEL program during the 2024-2025 school year, disaggregated by APPEL program. For privacy, only APPEL programs with ten or more completers during the 2024-2025 school year are presented.

Table 6

APPEL Programs with Ten or More Completers During the 2023-2024 School Year

Program Name	Total Completers
APPEL - SpEd (USBE)	170
Utah Association of Public Charter Schools	86
Davis School District	59
Alpine School District	36
Jordan School District	34
Southwest Educational Development Center (SEDC)	34
Northern Utah Educational Services (NUES)	32
Granite School District	31
Nebo School District	30
Canyons School District	20
Weber School District	20
Salt Lake City School District	16
Tooele School District	16
Box Elder School District	15
Central Utah Education Services (CUES)	15
Southeast Education Service Center	14
Ogden School District	13

Between September 1, 2024 and August 31, 2025 about 665 individuals successfully completed an APPEL program and earned a professional teaching license. Of these completers, 386 (58%) individuals earned a professional secondary or CTE license area, 175 (26%) individuals earned a professional elementary or early childhood license area, and 104 (16%) individuals earned a professional special education or preschool special education license area. The APPEL-SpEd program administered by Utah State Board of Education (USBE) had the most individuals complete their program during the 2024-2025 school year, with 170 individuals. The Utah Association of Public Charter Schools had 86 completers and Davis School District had 59 completers during the 2024-2025 school year.

The total number of individuals who earned a professional teaching license through an APPEL program during the 2024-2025 school year were compared to the number of individuals who earned a professional teaching license area through a university-based program.

Table 7 presents the number of individuals who completed a teacher preparation program disaggregated by license area and preparation pathway during the 2024-2025 academic year. Some individuals earned more than one license area and are counted more than once in these data.

Western Governors University had the most teacher preparation program completers with 1,368 individuals who completed their programs during the 2024-2025 school year. A total of 665 individuals completed an APPEL program last year, resulting in Alternative Pathway to Professional Educator License (APPEL) programs being the second largest producer of teachers in the state. In comparison, Brigham Young University had 366 individuals complete their teacher preparation programs and Utah State University had 333 individuals complete their teacher preparation programs between September 1, 2024 and August 31, 2025.

Table 7

Teacher Preparation Program Completers by License Area and Pathway 2024-2025

Teacher Preparation Pathway	Early				Total
	Childhood	Elementary	SEC ^a	SPED ^b	
All APPEL Programs	5	170	386	104	665
Brigham Young University	25	122	191	28	366
Southern Utah University	N/A	67	65	12	144
University of Utah	4	33	42	33	112
Utah State University	10	121	139	63	333
Utah Tech University	N/A	20	35	N/A	55
Utah Valley University	N/A	126	149	17	292
Weber State University	7	47	74	12	140
Western Governors University	N/A	783	228	357	1,368
Westminster University	N/A	4	7	N/A	11
Totals	51	1,493	1,316	626	3,486

^aSEC includes both Career & Technical Education and Secondary Education areas

^bSPED includes Special Education K-12, Preschool Special Education, and Deaf Education areas

N/A = program is not offered at this institution

About 525 individuals earned a professional educator license in an education support area, such as School Leadership and School Counselor, during the 2024-2025 school year. Approved programs in education support areas are only offered through university-based preparation programs. Table 8 presents the number of individuals who completed a preparation program in an education support area by license area and institution during the 2024-2025 academic year.

Western Governors University had 109 individuals and Southern Utah University had 106 individuals complete their School Leadership programs in the 2024-2025 academic year, which is the only preparation program in an education support area these institutions offer. University of Utah had 108 completers across six approved education support area preparation programs from September 1, 2024 and August 31, 2025.

Table 8

Completers of Education Support Area Programs by License Area and IHE 2024-2025

Institution	School					Speech-	Total
	School Leader	School Counselor	Social Work	School Psych	Audio-logist	Lang Path	
Brigham Young University	22	N/A	2	12	N/A	4	40
Rocky Mountain University	N/A	19	N/A	N/A	N/A	8	27
Southern Utah University	106	N/A	N/A	N/A	N/A	N/A	106
University of Utah	47	15	4	14	1	27	108
Utah State University	17	28	3	0	0	21	69
Utah Valley University	16	41	N/A	N/A	N/A	N/A	57
Weber State University	9	N/A	N/A	N/A	N/A	N/A	9
Western Governors University	109	N/A	N/A	N/A	N/A	N/A	109
Total	326	103	9	26	1	60	525

N/A = program is not offered at this institution

Retention of Teacher Preparation Program Completers

Three cohorts of individuals who completed a Utah teacher preparation program in the 2020-2021, 2021-2022, and 2022-2023 school years were followed for three academic years to determine how many were employed in a Utah school district or charter school up to three years after completing their programs. A total of 2,745 individuals completed a teacher preparation program during the 2020-2021 school year, 2,834 individuals completed a teacher preparation program during the 2021-2022 school year, and 2,855 individuals completed a teacher preparation program during the 2022-2023 school year. The three-year retention rates of the 2020-2021 cohort are presented in Table 9, the three-year retention rates of the 2021-2022

cohort are presented in Table 10 and the three-year retention rates of the 2022-2023 cohort are presented in Table 11.

Utah educator employment records indicated that among the individuals who completed a Utah teacher preparation program during the 2020-2021 school year, about 1,472 (54%) were employed in a Utah school district or charter school the following academic year (2021-2022), 1,395 (51%) were employed in a Utah school district or charter school two years after completing their programs (2022-2023), and 1,247 (45%) were employed in a Utah school district or charter school three years after completing their programs or at the start of the 2023-2024 school year. Employment information was not available for Individuals who may have been employed as an educator in a Utah private school, employed as an educator in another state or jurisdiction, employed in another job outside of teaching, or not employed.

Table 9

Three-Year Retention Rates of the 2020-2021 Cohort of Teacher Preparation Program Completers by Utah Preparation Program

Program or Institution	Number Completed 2020-2021	Completers Working in 2021-2022	Percent Working in 2021-2022	Completers Working in 2022-2023	Percent Working in 2022-2023	Completers Working in 2023-2024	Percent Working in 2023-2024
All APPEL Programs	71	70	99%	67	94%	61	86%
Brigham Young University	410	223	54%	180	44%	141	34%
Southern Utah University	121	74	61%	79	65%	75	62%
University of Utah	197	163	83%	151	77%	131	66%
Utah State University	332	220	66%	209	63%	191	58%
Utah Tech University	67	44	66%	39	58%	37	55%
Utah Valley University	267	193	72%	179	67%	159	60%
Weber State University	232	197	85%	197	85%	177	76%
Western Governors University	1,063	267	25%	272	26%	256	24%
Westminster University	27	21	78%	22	81%	19	70%
Total	2,787	1,472	53%	1,395	50%	1,241	45%

Three-year retention rates for the 2021-2022 cohort of completers were similar to the retention rates of the 2020-2021 cohort of completers. About 1,450 (50%) were employed in a Utah school district or charter school the following academic year (2022-2023), 1,350 (47%) were employed in a Utah school district or charter school two years after completing their programs (2023-2024), and 1,235 (43%) were employed in a Utah school district or charter school three years after completing their programs or at the start of the 2024-2025 school year.

Table 10

Three-Year Retention Rates of the 2021-2022 Cohort of Teacher Preparation Program Completers by Utah Preparation Program

Program or Institution	Number Completed 2021-2022	Completers Working in 2022-2023	Percent Working in 2022-2023	Completers Working in 2023-2024	Percent Working in 2023-2024	Completers Working in 2024-2025	Percent Working in 2024-2025
All APPEL Programs	118	110	93%	102	86%	96	81%
Brigham Young University	383	222	56%	193	48%	156	39%
Southern Utah University	103	57	53%	55	51%	54	50%
University of Utah	124	95	77%	92	74%	89	72%
Utah State University	359	265	73%	241	67%	217	60%
Utah Tech University	50	36	72%	35	70%	32	64%
Utah Valley University	304	222	70%	202	63%	187	59%
Weber State University	174	141	80%	132	75%	124	70%
Western Governors University	1,180	273	23%	268	23%	254	21%
Westminster University	39	29	74%	30	77%	26	67%
Total	2,834	1,450	50%	1,350	47%	1,235	43%

Table 11

Three-Year Retention Rates of the 2022-2023 Cohort of Teacher Preparation Program Completers by Utah Preparation Program

Program or Institution	Number Completed 2022-2023	Completers Working in 2023-2024	Percent Working in 2023-2024	Completers Working in 2024-2025	Percent Working in 2024-2025	Completers Working in 2025-2026	Percent Working in 2025-2026
All APPEL Programs	281	242	86%	226	80%	213	76%
Brigham Young University	372	183	49%	153	41%	130	35%
Southern Utah University	125	84	67%	76	61%	71	57%
University of Utah	111	79	71%	74	67%	67	60%
Utah State University	385	260	68%	243	63%	216	56%
Utah Tech University	70	49	70%	52	74%	44	63%
Utah Valley University	271	193	71%	181	67%	163	60%
Weber State University	186	134	72%	135	73%	128	69%
Western Governors University	1,031	240	23%	230	22%	218	21%
Westminster University	23	16	70%	14	61%	14	61%
Total	2,855	1,480	52%	1,384	48%	1,264	44%

Three-year retention rates for the 2022-2023 cohort of completers were similar to the retention rates of the 2020-2021 and 2021-2022 cohort of completers. About 1,480 (52%) were employed in a Utah school district or charter school the following academic year (2023-2024), 1,384 (48%) were employed in a Utah school district or charter school two years after completing their programs (2024-2025), and 1,264 (44%) were employed in a Utah school district or charter school three years after completing their programs or at the start of the 2025-2026 school year.

APPEL program completers have the highest retention rates of all teacher preparation program completers with an average of 81% of teachers who complete an APPEL program are teaching in a Utah school district or charter school three years after completing their programs. Completers from Weber State University's teacher preparation programs have the second highest retention rates, with an average of 72% of Weber State University's completers are employed in a Utah school district or charter school three years later.

Western Governors University (WGU) had the lowest retention rate, with an average of 24% of completers working in a Utah school district or charter school one year after completing their teacher preparation program. However, this retention rate remained relatively the same three years after completion. Meaning, if the teacher was employed in Utah one year after completing their preparation program at WGU, they were more likely to still be employed three years after completing their program than other preparation programs. If WGU is removed from the analysis, the average retention rate of completers of all other teacher preparation programs in Utah one year after becoming licensed is 70%, 65% after two years, and 58% three years after receiving their professional teaching license.

Candidate Performance Data

Candidates enrolled in teacher preparation programs may have to pass various assessments as evidence they have demonstrated competencies defined in Board rule before they are recommended for a professional teaching license. Analyzing the results of these assessments provides information on how well candidates are prepared to demonstrate these competencies.

The Literacy Preparation Assessment

During the 2020 General Session, the Utah State Legislature established a new licensing requirement for individuals seeking a professional teaching license in early childhood, elementary, and special education (see Utah Code 53E-6-301). Candidates seeking licensure in these areas are required to pass a literacy preparation assessment before they are eligible to receive a professional educator license.

During the pilot phase (September 1, 2022 to August 31, 2024), candidates who took the Utah Foundations of Reading test had to pass with a minimum score of 100 or higher, which is the lowest score a candidate can receive if they successfully finish the test. In Spring of 2024, a standard setting was conducted on Utah pilot test data and the statewide passing cut score of 240 was established. Starting September 1, 2024, any candidate who applies for a professional teaching license in

early childhood, elementary or special education must receive a score of 240 or higher on the Utah Foundations of Reading test. Candidates who do not receive a score of 240 or higher during their first attempt may complete the literacy preparation assessment requirement through options outlined in Appendix C. Starting from the 2024-2025 school year, Literacy Preparation Assessment results shared in this report include individuals who scored 240 or higher on the Utah Foundations of Reading exam and individuals who successfully passed the Utah FLEX options and the Utah Literacy microcredential options during the reporting year. If an individual completed more than one option during the reporting year, only their highest score is included in these results.

Literacy Preparation Assessment Results

Table 12 presents statewide literacy preparation assessment results for candidates who were enrolled in a Utah teacher preparation program and completed a literacy preparation assessment during the 2022-2023, 2023-2024, and 2024-2025 school years.

Table 12

Statewide Literacy Preparation Assessment Results 2023-2025

School Year	Number of Test Takers	Average Score	Passing Rate
2022-2023	1,630	242	56%
2023-2024	2,383	248	70%
2024-2025	2,197	256	88%

Results indicate the total percentage of candidates who passed the literacy preparation assessment increased fourteen percentage points from 2023 to 2024 (56% and 70%, respectively) and eighteen percentage points from 2024 to 2025 (70% and 88%, respectively).

Table 13 presents literacy preparation assessment results for candidates who completed the assessment during the 2024-2025 school year. The results are disaggregated by type of teacher preparation pathway: university-based program, or Alternative Pathway to Professional Educator License (APPEL) program.

Results indicate the total percentage of individuals who passed the literacy preparation assessment while enrolled in a university preparation program was four percentage points higher than those enrolled in an APPEL program during the 2024-2025 school year (89% and 85%, respectively).

Table 13*2024-2025 Literacy Preparation Assessment Results by Preparation Pathway*

Teacher Preparation Pathway	Number of Test Takers	Average	
		Score	Pass Rate
All University-based programs	1,995	256	89%
All APPEL programs	202	255	85%

Table 14 presents statewide literacy preparation assessment results for candidates who completed the assessment during the 2024-2025 school year, disaggregated by the license area the candidate was seeking. Some candidates were seeking more than one license area and were counted more than once under their respective license areas.

Table 14*2024-2025 Statewide Literacy Preparation Assessment Results by License Area*

Type of Program (License Area)	Number of Test Takers	Average	
		Score	Pass Rate
Early Childhood (PreK-3)	67	258	88%
Elementary (K-8)	1,732	257	89%
Special Education (K-12+)	610	254	87%

Results indicate the statewide percentage of early childhood, elementary, and special education candidates who passed the literacy preparation assessment was similar between license areas, with 88% of early childhood candidates, 89% of elementary candidates, and 87% of special education candidates passing the literacy preparation assessment during the 2024-2025 school year.

Table 15 presents literacy preparation assessment results for candidates who were enrolled in a university-based teacher preparation program and completed a literacy preparation assessment during the 2024-2025 school year. The results are disaggregated by institutions of higher education.

Results indicate the percentage of candidates who passed a literacy preparation assessment during the 2024-2025 school year were highest for candidates enrolled at Utah Tech University, with a passing rate of 94%. The second highest institution with the highest pass rate was Brigham Young University, with 93% of candidates passing a literacy preparation assessment. Southern Utah University and University of Utah also had passing rates above ninety percent, with passing rates at 92% and

91%, respectively. Utah State University has a passing rate of 89% during the 2024-2025 school year and Utah Valley University, Weber State University, and Western Governors University each had a passing rate of 88% during the same year. Results from candidates enrolled at Westminster University were masked for privacy due to the low number of test takers.

Table 15

2024-2025 Literacy Preparation Assessment Results by Institution of Higher Education

Institution of Higher Education	Number of Test Takers	Average	
		Score	Pass Rate
Brigham Young University	212	264	93%
Southern Utah University	91	257	92%
University of Utah	56	255	91%
Utah State University	188	260	89%
Utah Tech University	34	264	94%
Utah Valley University	216	255	88%
Weber State University	80	255	88%
Western Governors University	1,110	254	88%
Westminster University	n < 10	n < 10	n < 10

n < 10 = results are masked for privacy due to low number of test takers

Table 16 presents literacy preparation assessment results for candidates who were enrolled in an Alternative Pathway to Professional Educator License (APPEL) program and completed a literacy preparation assessment during the 2024-2025 school year. The results are disaggregated by APPEL program. Only APPEL programs who had 10 or more test takers during the 2024-2025 school year are presented in Table 16.

During the 2024-2025 school year, six of the 50 approved APPEL programs had 10 or more test takers. Of these six programs, candidates from the Northeastern Utah Educational Services (NUES) APPEL program had the highest pass rate, with 94% of candidates passing.

Table 16

2024-2025 Literacy Preparation Assessment Results by APPEL program

APPEL Program Name	Number of Test Takers	Average Score	Pass Rate
Alpine School District	10	254	80%
American Preparatory Academy	10	258	90%
Jordan School District	13	255	92%
Northeastern Utah Educational Services	16	261	94%
Utah Association of Public Charter Schools	28	253	89%
Utah State Board of Education (APPEL-SpEd)	53	247	75%

NOTE: Only APPEL programs with 10 or more test takers are presented.

Appendix A

Table 1A

List of Approved University-Based Preparation Programs by Teaching Area

Institution	Early Childhood Education	Elementary Education	Secondary Education	Special Education	Preschool Special Education	Deaf Education
Brigham Young University	X	X	X	X		
Rocky Mountain University of Health						
Southern Utah University		X	X	X		
University of Utah	X	X	X	X	X	
Utah State University	X	X	X	X	X	X
Utah Tech University		X	X			
Utah Valley University		X	X	X		
Weber State University	X	X	X	X		
Western Governors University		X	X	X		
Westminster University		X	X			

X = indicates a program is approved in this license area at this institution.

Table 2A*List of Approved University-Based Preparation Programs by Education Support Area*

Institution	School Leadership	School Counselor	School Social Worker	School Psychologist	Audiologist	Speech Language Pathologist
Brigham Young University	X		X	X		X
Rocky Mountain University of Health		X				X
Southern Utah University	X					
University of Utah	X	X	X	X	X	X
Utah State University	X	X	X	X	X	X
Utah Tech University						
Utah Valley University	X	X				
Weber State University	X					
Western Governors University	X					
Westminster University						

X = indicates a program is approved in this license area at this institution.

Appendix B

List of Approved APPEL Programs as of September 1, 2025

Program Name	Date Approved
Alpine School District	4/27/2020
American Leadership Academy	10/27/2021
American Preparatory Academy	10/26/2020
Athenian eAcademy	10/2/2020
Box Elder School District	8/4/2020
Cache County School District	9/30/2021
Canyons School District	3/17/2020
Carbon School District	9/23/2020
Catholic Diocese of Salt Lake City	12/22/2020
<i>Partnership schools include: Blessed Sacrament School, J.E. Cosgriff Memorial School, Juan Diego High School, Judge Memorial High School, Kearns St. Ann School, Madeleine Choir School, Our Lady of Lourdes Elementary, St. Andrews Elementary School, St. Francis Xavier School, St. John the Baptist Elementary School, St. John the Baptist Middle School, St. Joseph Catholic Elementary, St. Joseph High School, St. Marguerite Catholic School, St. Olaf School, St. Vincent de Paul School</i>	
Central Utah Educational Services (CUES)	4/23/2020
<i>Partnership LEAs include: Juab, North Sanpete, Piute County, Sevier, South Sanpete, Tintic, and Wayne School Districts; Sorenson's Ranch School</i>	
Channing Hall	12/7/2021
Davinci Academy	8/19/2020
Davis School District	8/6/2020
Elizabeth Academy	11/22/2024
Entheos Academy	7/6/2020
Esperanza Elementary School	11/2/2020
Excelsior Academy	1/21/2021
Fast Forward Charter High School	12/19/2022
Franklin Discovery Academy	1/11/2023

(Table continues)

Program Name	Date Approved
Granite School District	7/31/2020
Ignite Entrepreneurship Academy	7/27/2020
Itineris Early College High School	7/9/2020
Jordan School District	11/6/2020
Karl G. Maeser Preparatory	10/28/2020
Lincoln Academy	10/26/2020
Logan City School District	9/18/2020
Monticello Academy	5/13/2024
Murray City School District	1/3/2024
Nebo School District	3/16/2020
Northeastern Utah Educational Services (NUES)	4/23/2020
<i>Partnership LEAs include: Daggett, Duchesne, Morgan, North Summit, Park City, Rich, South Summit, Uintah and Wasatch County School Districts; Soldier Hollow Charter School, Terra Academy, Uintah River Charter High School, Weilenman School of Discovery, Winter Sports School</i>	
NUAMES Early College High Schools	11/17/2020
Ogden Preparatory Academy	10/26/2020
Ogden School District	4/27/2020
Promontory School of Expeditionary Learning	12/9/2020
Providence Hall Charter School	8/8/2020
Provo City School District	6/23/2020
Quest Academy	1/12/2024
Salt Lake City School District	4/24/2020
Southwest Educational Development Center (SEDC)	4/23/2020
<i>Partnership LEAs include: Beaver County, Garfield, Iron County, Kane, Millard, Washington County School Districts; Dixie Montessori Academy, Gateway Preparatory Academy, George Washington Academy, St. George Academy, SUCCESS Academy, Valley Academy, and Vista at Entrata School</i>	
Southeastern Educational Service Center (SESC)	7/6/2020
<i>Partnership LEAs include: Emery County, Grand County, San Juan School Districts; Moab Charter School, Pinnacle Canyon Academy</i>	

(Table continues)

Program Name	Date Approved
Spectrum Academy	10/27/2020
Summit Academy Schools	7/28/2020
Teacher Development Services (RTC)	6/27/2022
<i>Partnership Residential Treatment Centers (RTCs) include: Alpine Academy, Heritage Schools, Logan River Academy, New Haven RTC, Solstice RTC, Telos Academy</i>	
Tooele County School District	7/15/2020
Uinta Academy RTC, LLC	11/4/2020
Utah Association of Public Charter Schools	7/10/2020
<i>Partnership LEAs include: Academy for Math, Engineering, & Science (AMES), Advantage Arts Academy, American Academy of Innovation (AAI), Ascent Academies of Utah, Athlos Academy of Utah, Bear River Charter School, Beehive Academy, Bonneville Academy, Bridge Elementary, Canyon Grove Academy, Canyon Rim Academy, The Center for Creativity, Innovation, & Discovery (CCID), City Academy, C.S. Lewis Academy, Dual Immersion Academy, Early Light Academy, East Hollywood High School, Edith Bowen Laboratory School, Endeavor Hall, Freedom Preparatory Academy, Greenwood Charter School, Good Foundations Academy, Guadalupe School, Hawthorn Academy, Highmark Charter School, Intermountain Christian School, InTech Collegiate Academy, Jefferson Academy, Lakeview Academy, Leadership Learning Academy, Leadership Academy of Utah, Legacy Preparatory Academy, Mana Academy, Maria Montessori Academy, Merit Preparatory Academy, Mountain Heights Academy, Mountain Sunrise Academy, Mountain West Montessori Academy, Mountainville Academy, Navigator Pointe Academy, Noah Webster Academy, North Davis Preparatory Academy, North Star Academy, Odyssey Charter School, Pacific Heritage Academy, Paradigm Schools, Reagan Academy, Renaissance Academy, Rockwell Charter High School, Roots Charter High School, Salt Lake Academy, Salt Lake Arts Academy, Salt Lake School for the Performing Arts, Scholar Academy, Syracuse Arts Academy, Thomas Edison Charter School, Treeside Charter School, Utah ARTS Academy, Utah Career Path High, Utah County Academy of Sciences, Utah International Charter School, Utah Military Academy, Utah Virtual Academy, Vanguard Academy, Venture Academy, Voyage Academy, Walden School of Liberal Arts, Wallace Stegner Academy, and Wasatch Peak Academy</i>	
Utah State Board of Education (APPEL-SpEd)	9/1/2021
Utah Valley Charter Schools	10/26/2020
<i>Partnership LEAs include: John Hancock Charter School</i>	
Wasatch Waldorf Charter School	11/17/2020
Weber School District	7/6/2020

Appendix C

Utah's Foundations of Reading Assessment (UFORA)

A passing score on the Utah Foundations of Reading Assessment (UFORA) is required for individuals seeking a Utah professional license in elementary, early childhood, and special education. Individuals who apply for licensure on or after September 1, 2024 will need to pass the Foundations of Reading assessment with a score of 240 or higher to receive their license. Candidates who do not receive a score of 240 or higher on their first attempt will have the following options:

- **Retake the Utah Foundations of Reading Assessment (UFORA).** Individuals may receive additional support from their preparation program to improve their literacy preparation skills and retake the UFORA at their own expense. For information on how to prepare and register for the UFORA, visit our website: <https://www.ut.nesinc.com/>.
- **Pass ONE (1) of Utah FLEX Foundations of Reading Series (900 or 901) options.** Individuals who received an overall score of 231-239 on the UFORA will be eligible to complete Utah's FLEX Foundations of Reading (900 or 901) assessment. This assessment requires candidates to provide a written submission to demonstrate their subject matter knowledge. Candidates who pass either the 900 or 901 FLEX assessment will meet the Utah Foundations of Reading assessment requirement for licensure. For more information on the Series FLEX Foundations of Reading option, visit our website: <https://www.ut.nesinc.com/>.
- **Complete the Educator Preparation Program (EPP) Competencies for Elementary Literacy Microcredential Pathway.** The EPP Competencies for Elementary Literacy Microcredential Pathway contains the following (3) three microcredentials:
 - [Structured Literacy Acquisition and Development \(ID: 3225\)](#)
 - [Comprehension, Vocabulary, and Writing \(ID: 3226\)](#)
 - [Informing and Adjusting Literacy Instruction Based on Assessment and Monitoring \(ID: 3227\)](#)

Candidates who successfully complete all three (3) microcredentials will meet the Literacy Preparation Assessment requirement for licensure. For more information on the EPP Competencies for Elementary Literacy Microcredential Pathway, including how to register for the microcredentials, visit our website: <https://usbe.midaseducation.com/microcredentials>.