

2023-2024 Indicator 8:

Special Education Parent Involvement Survey Brief



Overview

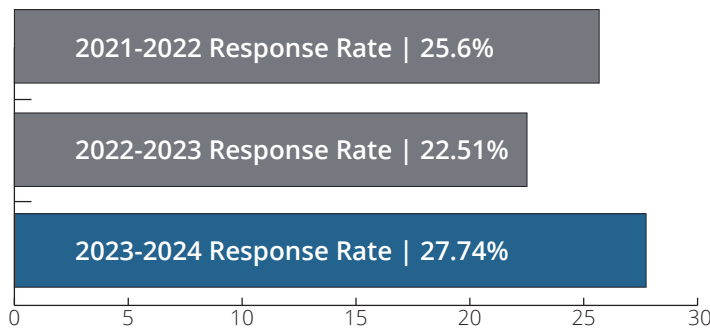
This brief summarizes findings from the 2023–2024 Indicator 8 survey, which measured how effectively schools supported parent involvement in the special education process. Results include statewide and local education agency (LEA) data on survey response rates and parental involvement scores.

The response rate target was **21%** for both the state and LEAs, serving as a measure of family engagement and potential home-school collaboration. The parental involvement score, based on 12 survey items, reflected how well LEAs engaged families in decision-making. This target can vary annually; in 2022–2023, it was set at **78.58%**.


State Status

Of the 79 LEAs surveyed, 10 did not meet their response target but were within four responses of reaching it. The table below shows progress in increasing response rates and parent involvement scores:

Response Rate



Parent Involvement Score



Focus Areas for Strengthening Parent Engagement

Survey results identified key opportunities for enhancing parent-school collaboration, particularly in communication and IEP planning. Of the 12 questions on the Indicator 8 survey, Questions 3 and 12 consistently received the lowest scores, highlighting specific areas where families felt less supported:

- **Question 3:** The teacher(s) keep(s) in touch with me regularly about my child's progress.
- **Question 12:** At the individualized education program (IEP) meeting, we discussed how my child would participate in state and district testing.

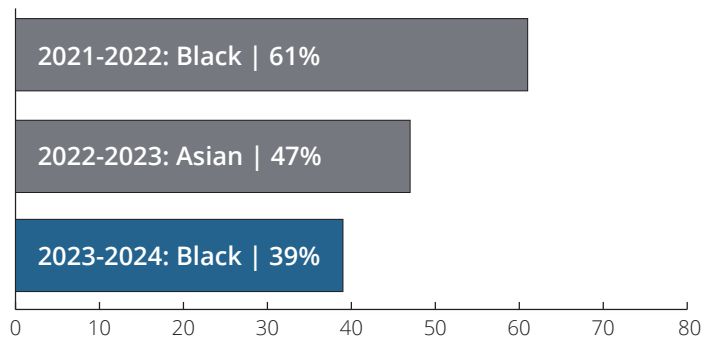
These results suggest a need for improved ongoing communication between educators and families, as well as more thorough discussions around assessment participation during IEP meetings.

Demographic Insights

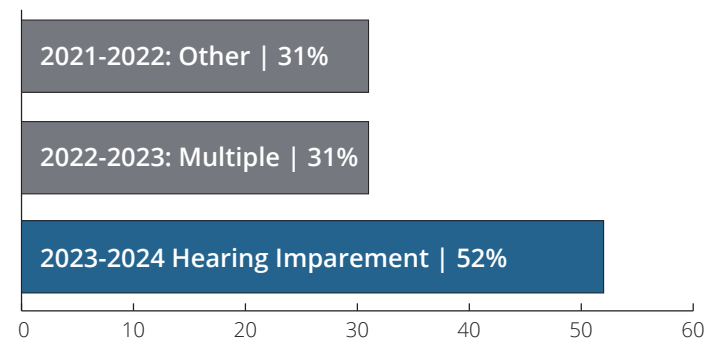
Each year, the Indicator 8 survey data is disaggregated to identify student groups whose families report lower levels of engagement in the special education process. These insights highlight potential equity gaps and opportunities for more targeted support.

For each survey cycle, the graphs below show the racial group and the disability category with the lowest average parental involvement scores:

Racial Group



Disability Category



State Targets and Progress

Despite challenges, Utah exceeded its Indicator 8 targets for the 2023–2024 cycle, achieving a **27.74%** response rate and an 82.03% parent involvement score, surpassing the benchmarks set for both indicators. These improvements reflect the ongoing efforts of LEAs and state partners to prioritize family engagement.

Support Cohorts for LEAs

To support LEAs that did not meet their targets, the Student Support Parent and Family Engagement Specialist (SSPFES) partnered with LEAs and families to raise awareness of the survey and promote effective engagement practices through the formation of support cohorts.

Currently, there are three active cohorts:

- **Cohort One (2021–2022):** 11 LEAs; 7 exited after meeting their targets; 4 transitioned to Cohort Three
- **Cohort Two:** 14 LEAs; outcomes will be included in next year’s data comparison
- **Cohort Three (2023–2024):** 12 LEAs; includes 4 from Cohort One and 8 new LEAs

Notably, rural LEAs represent the largest group still needing additional support.

Conclusion and Next Steps

The SSPFES will continue collaborating with USBE departments to align engagement strategies and provide consistent technical assistance through meetings, coaching, and professional learning.

The 2023–2024 Indicator 8 results highlight the need to address leadership turnover and increase awareness of special education strategies, data use, and parent engagement best practices. Continued cross-agency collaboration will be essential to build on this year’s progress and enhance equitable family engagement.